



- › Powerful spotlight for many application areas
- › POW-LED RGB-W versions
- › Can be swivelled up to 180° individually





4.0365 | SURFACE SPOTLIGHT


FOR ILLUMINATING LARGE FOUNTAINS, BRIDGES AND EXTERIOR AREAS.

IP68	STAINLESS STEEL V4A 1.4571 316Ti	POW-LED INCL.	3.000 K 4.500 K 6.000 K	RGB RGB-W	CONSTANT CURRENT CONSTANT VOLTAGE	DALI 1-10 V OPTIONAL DIMM	180° 90°	↓	CE	III
------	--	---------------	-------------------------------	--------------	--------------------------------------	---------------------------------	-------------	---	----	-----

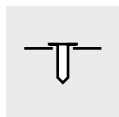


- Protection class IP68 – up to 3m water depth
- Entirely made of stainless steel 316Ti 1.4571
- Mounting foot adjustable through 180° or 90°
- ...
- operating mode: constant current
 - POW-LED cold white, warm white, neutral white, CC
 - POW-LED RGB
- operating mode: constant voltage
 - POW-LED cold white, warm white, neutral white, CV
 - Multichip POW-LED RGB-W
- POW-LED-Platine temperatur control (NTC)
- Halogene
- ...
- Cable gland PG16/21, marine grade 316Ti stainless steel
- Temperature-resistant silicon seal
- Toughened safety glass
- Ballast and ignitor fitted depending on the version
- POW-LED-Version with light source and 3 m cable
- conventional versions without bulb and without cable

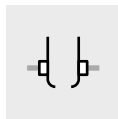
+ ADDITIONAL PARTS




glass disc, frosted
for softer light distribution
(light loss approx. -15%)
4.0230.01.00



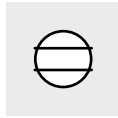
spike
Stainless steel, 395 mm, for mounting foot 90°
4.0305.50.00



double cable gland
made of V4A-stainless steel
4.0004.40.16



anti-glare louver
black, for symm. and asymm. Reflector
4.0003.01.00



angular ring
with 2 protection bars
4.0009.00.20



angular ring
with 4 protection bars
4.0009.00.40

★ PRODUCT LINE

	4.0304 Recessed spotlights (exterior) > Page 190
--	---



SURFACE SPOTLIGHT 4.0365

UNDERWATER | EXTERIOR

IP68




180° adjustable



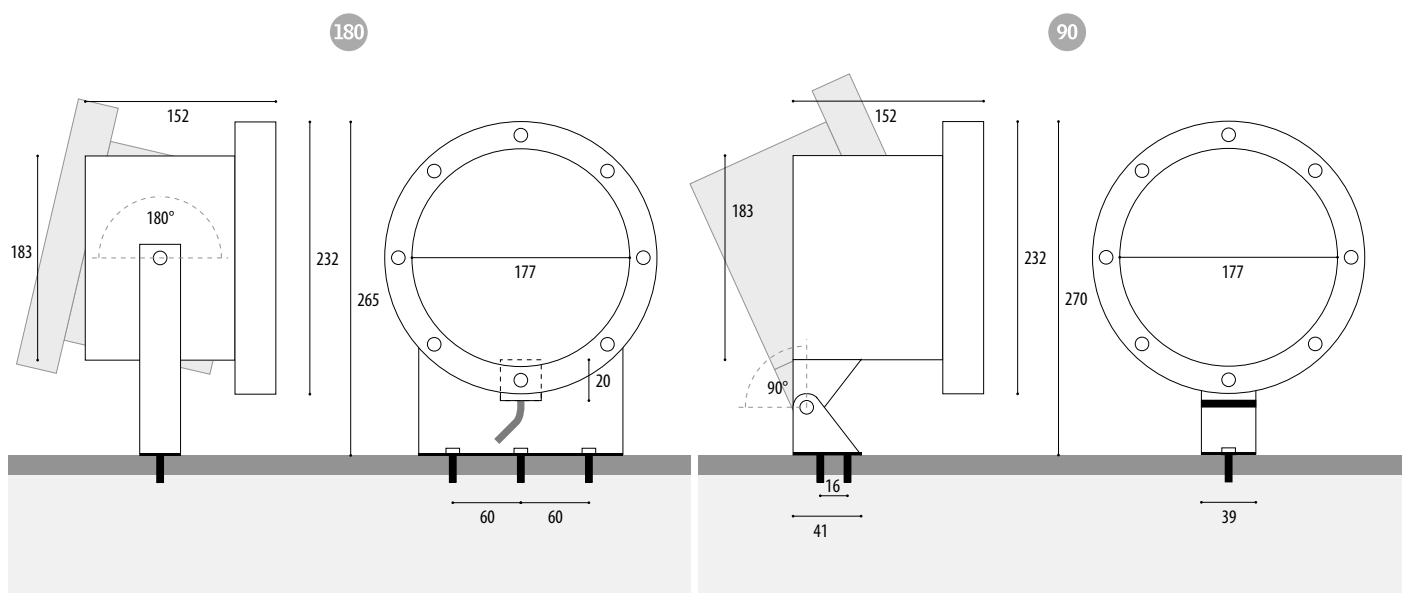
90° adjustable



anti-glare louver



angular ring with 4 protection bars



Article number	Article number	Lamps	Lumen	Light colour	Wattage	Current/Voltage	Socket	[V]
----------------	----------------	-------	-------	--------------	---------	-----------------	--------	-----

VERSIONS: UNDER- AND OVERWATER OPERATION (ACCORDING TO PRIOR AGREEMENT)

POW-LED – 350 MA

4.0365.00.01	4.0362.00.01	36 POW-LED	5940 lm	6000K cold white	total 43 W	CC 350 mA	Klemme 30° UW, 8x0,5 qmm	V73
4.0365.00.02	4.0362.00.02	36 POW-LED	4860 lm	3000K warm white	total 43 W	CC 350 mA	Klemme 30° UW, 8x0,5 qmm	
4.0365.00.03	4.0362.00.03	36 POW-LED	5580 lm	4500K neutral white	total 43 W	CC 350 mA	Klemme 30° UW, 8x0,5 qmm	
4.0365.00.09	4.0362.00.09	36 POW-LED		RGB	all on 43 W	CC 350 mA	Klemme 30° UW, 8x0,5 qmm	

POW-LED – 12 V-DC

4.0365.00.61	4.0362.00.61	36 POW-LED	5940 lm	6000K cold white	total 43 W	CV 12 V-DC	Klemme 30° UW, 2x2,5 qmm	
4.0365.00.62	4.0362.00.62	36 POW-LED	4860 lm	3000K warm white	total 43 W	CV 12 V-DC	Klemme 30° UW, 2x2,5 qmm	
4.0365.00.63	4.0362.00.63	36 POW-LED	5580 lm	4500K neutral white	total 43 W	CV 12 V-DC	Klemme 30° UW, 2x2,5 qmm	

HALOGEN

4.0305.00.10	4.0302.00.10	QT12		3000K	90W	12V-AC	GY6,35 19° UW, 2x2,5 qmm	B38
4.0305.00.35	4.0302.00.35	HIT-CRI			35W	230V	G12 19° UW, 3x1,5 qmm	I31
4.0305.00.50	4.0302.00.50	HME			50W	230V	E27 109° UW, 3x1,5 qmm	N31

VERSIONS: ONLY UNDERWATER OPERATION

POW-LED

4.0365.00.41	4.0362.00.41	12 Multichip POW-LED	coldwhite: 2720 lm	RGB-CW cold white 6000K	all on 110 W	12 V DC	30° UW, 2x2,5 + 4x0,5 qmm	
4.0365.00.42	4.0362.00.42	12 Multichip POW-LED	warmwhite: 2095 lm	RGB-WW warm white 3000K	all on 110 W	12 V DC	30° UW, 2x2,5 + 4x0,5 qmm	
4.0365.00.43	4.0362.00.43	12 Multichip POW-LED	neutralwhite: 2385 lm	RGB-NW neutral white 4500K	all on 110 W	12 V DC	30° UW, 2x2,5 + 4x0,5 qmm	
4.0365.00.44	4.0362.00.44	12 Multichip POW-LED		RGB amber	all on 110 W	12 V DC	30° UW, 2x2,5 + 4x0,5 qmm	

HALOGEN

4.0305.00.00	4.0302.00.00	QT32			150W	230V	E27 24° UW, 3x1,5 qmm	F33
4.0305.00.25	4.0302.00.25	M36			250W	24V-DC	GY6,35 28° UW, 2x2,5 qmm	F37
4.0305.00.30	4.0302.00.30	QR-CBC51		3000K	6 x 50W	12V-AC	GU5,3 36° UW, 3x1,5 qmm	C95
4.0305.00.38	4.0302.00.38	M38			300W	230V	GY9,5 24° UW, 3x1,5 qmm	F38
4.0305.00.40	4.0302.00.40	M40			500W	230V	GY9,5 26° UW, 3x1,5 qmm	F39
4.0305.00.70	4.0302.00.70	HIT-CRI			70W	230V	G12 19° UW, 3x1,5 qmm	I33



IP68

UNDERWATER | EXTERIOR



< Project
Watertower, Ronneby, Sweden
Client: Malux Sweden; Photo: Per Danilsson

Power supplies Technical details see from page 234.

5.0635.00.36	Constant Current power supply, max 1 spotlights
5.0635.00.36	
5.0635.00.36	
5.0635.09.50	RGB-Controller, max 1 spotlights

5.0600.65.60	Constant Voltage power supply, max 1 spotlights	5.0600.65.15	Constant Voltage power supply, max 3 spotlights
5.0600.65.60			
5.0600.65.60			

5.0100.00.00	Transformer, max 1 spotlights
Integrated	
Integrated	

5.0670.09.52	RGB-W-Controller, max 1 spotlights
5.0670.09.52	
5.0670.09.52	
5.0670.09.52	

Integrated	
5.0312.00.01	Transformer, max 1 spotlights
5.0103.00.00	Transformer, max 1 spotlights
Integrated	
Integrated	
Integrated	

NOTE



SALINE version possible - Article number with additional „S“ at the end

OPTIONS

Possible beam angle POW-LED



POW-LED monochrome, single colour in green, red, amber, turquoise



12 V-DC dimmable with dimming module 5.0690.03.15. Note: Other cable to the spotlight is required. Requires further agreements.



Individual configuration of the LED multichips possible



Water depths of up to 30 m available (Special version)



Please order the double cable gland for ring assembly separately (not for constant current 350 mA)